



Baltimore City and Baltimore County

Rates and Bills Comparison



In Association with

PEER
CONSULTANTS, P.C.



Baltimore Regional Water Governance Model Work Group

Current Baltimore City Water, Sewer, and Stormwater Rates

- Rates Effective: July 1, 2025 (FY 2026)
- Billing Frequency: monthly
- Variable Billing Units: per ccf (1 ccf = 100 cubic feet = 748 gallons)

Water and Sewer

FY 2026	Water	Sewer
Infrastructure Charge (per month, by meter size)		
5/8"	\$16.07	\$15.15
3/4"	\$28.87	\$27.24
1"	\$64.14	\$60.52
1 1/2"	\$112.23	\$105.86
2"	\$256.51	\$241.94
3"	\$448.84	\$423.37
4"	\$1,025.93	\$967.60
6"	\$1,843.43	\$1,738.63
8"	\$2,885.34	\$2,721.32
10"	\$4,087.58	\$3,855.16
12"	\$7,293.50	\$6,878.78
Volumetric Rate (per ccf)		
All units	\$4.46	\$13.18

Admin

FY 2026	Fee
Account Management Fee (per bill, monthly)	\$5.31

Stormwater

FY 2026	Fee
Non-Single-Family (per ERU, per month)	\$7.45
Single-Family Tier 1 (≤ 820 sq ft impervious)	\$4.90
Single-Family Tier 2 (821–1,500 sq ft) [ERU]	\$7.45
Single-Family Tier 3 (> 1,500 sq ft)	\$14.80

Current Baltimore County Water and Sewer Rates

- Rates Effective: July 1, 2025 (FY 2026)
- Billing Frequency
 - Billed by County: annually, on the July 1 property tax bill
 - Billed by City: quarterly
- Variable Billing Units: per 1,000 cubic feet (1,000 cf = 10 ccf = 7,480 gallons)
- Water and Sewer Benefit Assessments: excluded, not common
- Stormwater: no fee

Water Distribution Charge (annual, by class and meter size)

Meter Size	Residential	Commercial	Industrial
5/8"	\$282.08	\$291.94	\$297.14
3/4"	\$282.08	\$291.94	\$297.14
1"	\$451.29	\$467.12	\$475.43
1 1/2"	\$733.42	\$759.12	\$772.67
2"	\$1,128.31	\$1,167.85	\$1,188.66
3"	\$2,087.65	\$2,160.82	\$2,199.35
4"	\$3,328.79	\$3,445.48	\$3,506.91
6"	\$6,150.26	\$6,365.86	\$6,479.32
8"	\$9,535.84	\$9,870.12	\$10,046.06
10"	\$13,316.19	\$13,782.98	\$14,028.69
12"	\$17,491.89	\$18,105.07	\$18,427.77
36"	\$88,756.90	\$91,868.29	\$93,505.87

Sewer Service Charge

	Residential	Commercial	Industrial
Annual Minimum Charge	\$161.76	\$167.45	\$170.43
Rate per 1,000 cubic feet	\$82.25	\$85.13	\$86.67

Water Charges Billed by City (quarterly, by meter size)

Meter Size	Consumption Allowed	Minimum Charge
5/8"	1,000 cf	\$27.00
3/4"	1,800 cf	\$48.60
1"	4,000 cf	\$108.00
1-1/2"	7,000 cf	\$189.00
2"	16,000 cf	\$432.00
3"	28,000 cf	\$756.00
4"	64,000 cf	\$1,728.00
6"	115,000 cf	\$3,105.00
8"	180,000 cf	\$4,860.00
10"	255,000 cf	\$6,885.00
12" & larger	455,000 cf	\$12,285.00

Quarterly Consumption Charge (per 1,000 cubic feet)

First 1,000,000 cf/quarter	\$27.00
Over 1,000,000 cf/quarter	\$17.95


Property Classifications

Residential: Single/rental residence, church, HOA, condos, residence on well
Commercial: Apartments, businesses, government (incl. County), hospitals, assisted living, schools, trailer parks
Industrial: Industrial Park

Current Baltimore City and County Monthly Bill Comparison

Monthly Bill (Residential, 5/8" meter, 6 ccf)

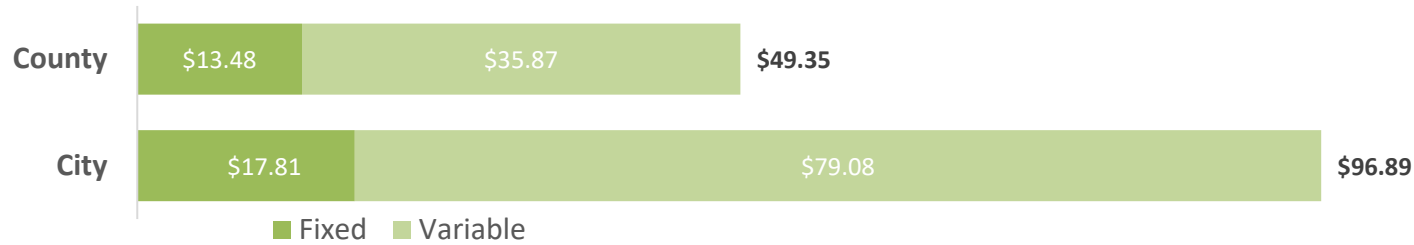
Water



Water

- County Fixed = quarterly minimum + annual distribution charge
- County Variable = volumetric rate (per 1,000 cf)
- City Fixed = monthly account management fee split + monthly infrastructure charge
- City Variable = volumetric rate (per 100 cf)

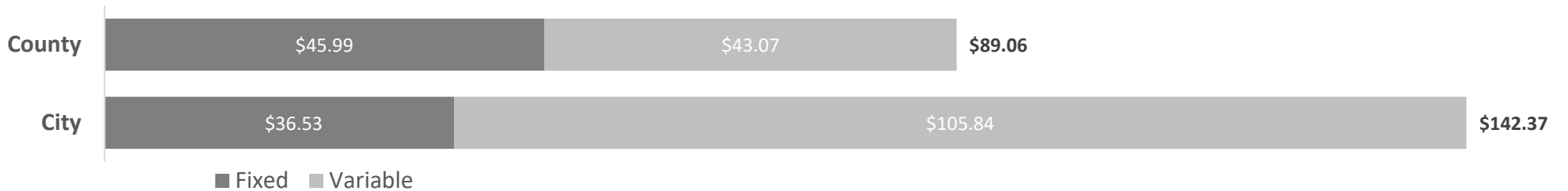
Sewer



Sewer

- County Fixed = annual minimum
- County Variable = volumetric rate (per 1,000 cf)
- City Fixed = monthly account management fee split + monthly infrastructure charge
- City Variable = volumetric rate (per 100 cf)

Combined Water and Sewer



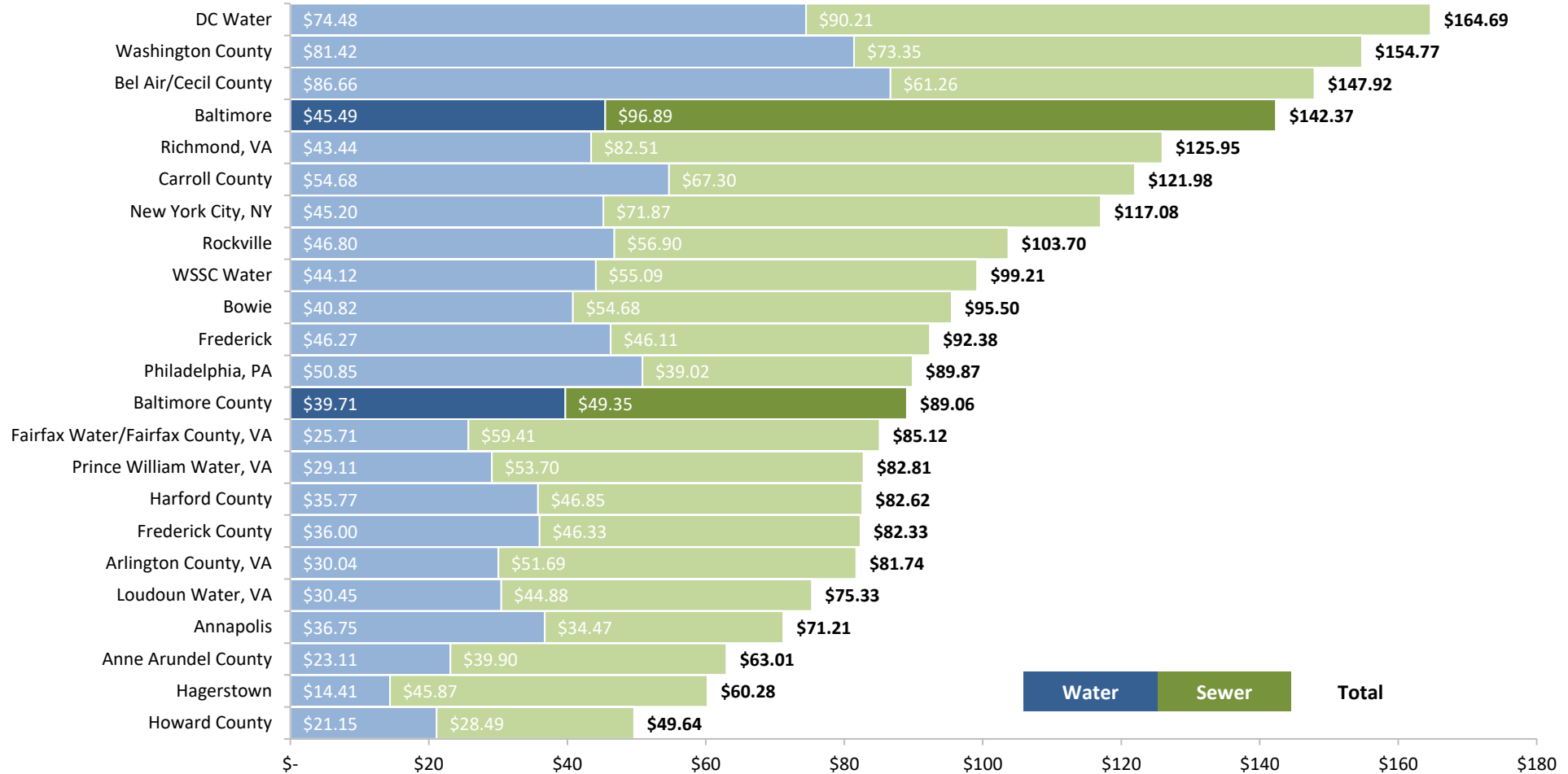
Notes

- Charges, rates, and fees effective July 1, 2025 (FY 2026)
- Charges converted to a monthly bill
- 6 ccf = 600 cubic feet = 4,488 gallons
- Excludes stormwater and assumes no County water and sewer benefit assessments
- Combined Water and Sewer Bill for the County is 52%/48% Fixed/Variable and for the City is 26%/74% Fixed/Variable

Combined Monthly Water and Sewer Bill Comparison

Residential, 5/8" meter, 6 ccf

Utilities outside Maryland are identified by state



Note: Bills reflect listed usage at current published rates; rate structures (fixed vs. volumetric, tiers, classes, etc.) differ across utilities and may affect comparability.

Rate Setting Process

